

Poly(4,4'-dialkyl-2,2'-bithiazole-5,5'-diyl). New Electron-withdrawing π -Conjugated Polymers Consisting of Recurring Five-membered Rings

Takakazu Yamamoto,*^a Hajime Suganuma,^a Tsukasa Maruyama^a and Kenji Kubota^b

^a Research Laboratory of Resources Utilization, Tokyo Institute of Technology, 4259 Nagatsuta, Midori-ku, Yokohama 226, Japan

^b Faculty of Engineering, Gunma University, Tenjincho, Kiryu 376, Japan

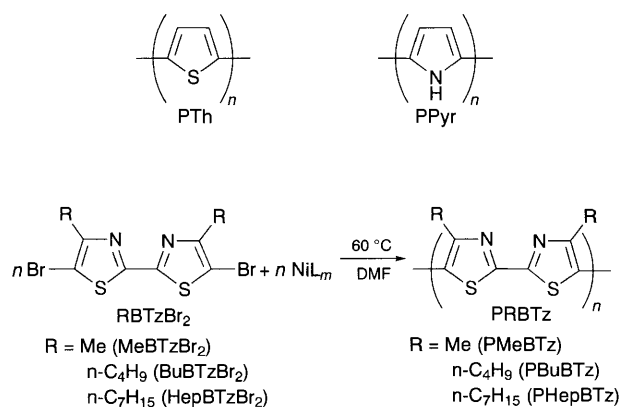
New π -conjugated polymers consisting of recurring electron-withdrawing five-membered (thiazole) rings, poly(4,4'-dialkyl-2,2'-bithiazole-5,5'-diyl), are prepared and are found to be electrochemically reduced (or n-doped) at ca. -2.0 V vs. Ag/Ag⁺.

Electronic, optical and electric properties of π -conjugated poly(arylene)s have been the subject of many papers.¹ Among the poly(arylene)s, those made up of recurring five-membered rings [e.g. poly(thiophene-2,5-diyl), PTh,² poly(pyrrole-2,5-diyl), PPyr³ and their derivatives] have received much attention because of their interesting chemical and physical properties as well as their practical usefulness;⁴ they are considered to take coplanar structures and form highly extended π -conjugated systems owing to their less sterically hindered structures compared with those of poly(arylene)s constituted of six-membered rings [e.g., poly(*p*-phenylene), PPP].

PTh and PPyr are made up of 'electron-excessive'⁵ heterocyclic units and susceptible to chemical and electrochemical oxidation (p-doping), although in the case of PTh, n-doping is also possible.⁶ On the other hand, it has been recently revealed that the introduction of electron-withdrawing imine nitrogen(s) to poly(*p*-phenylene)- and poly(naphthalenediyl)-type π -conjugated polymers generally enhances the electron-accepting properties of the polymers, which makes them susceptible to n-doping (or reduction), and various poly(arylene)s consisting of recurring six-membered arylene units containing imine nitrogen(s) have been prepared.⁷

However, in spite of many examples of six-membered-ring poly(arylene)s with imine nitrogen(s), π -conjugated polymers composed of recurring five-membered heterocyclic units containing imine nitrogen(s) have received much less attention. We here report the preparation of some new π -conjugated five-membered-ring poly(arylene)s *via* an organometallic polycondensation and their redox behaviours. Dehalogenation polycondensation of RBTzBr₂ (BTz = 2,2'-bithiazole-5,5'-diyl), which was prepared according to the literature method,⁸ in a manner similar to that previously reported⁷ gave the corresponding polymers PRBTz[†] (Scheme 1) in 79–91% yield.

Thin films of PMeBTz, PBuBTz, and PHepBTz[‡] formed on glass substrates exhibit π - π^* absorptions at 502, 450 and 433 nm, respectively. The degree of red shift (21600 cm⁻¹) from λ_{\max} of methylthiazole (λ_{\max} 241 nm,^{9a} 41500 cm⁻¹)⁹ to that of



Scheme 1 NiL_m = zerovalent nickel complex [a mixture of bis(cycloocta-1,5-diene)nickel(0), Ni(cod)₂ and 2,2'-bipyridine]; BTz = bithiazole-5,5'-diyl

PMeBTz (λ_{\max} 502 nm, 19900 cm⁻¹) is comparable to those observed with thiophene (λ_{\max} 231 nm,^{9b} 43300 cm⁻¹)–poly(thiophene-2,5-diyl) PTh (λ_{\max} 420–480 nm,^{1,2c,10} ca. 22000 cm⁻¹; red shift of ca. 21000 cm⁻¹)¹⁰ and 3-methylthiophene (λ_{\max} 230 nm,¹¹ 43500 cm⁻¹)–poly(3-methylthiophene-2,5-diyl) P3MeTh (λ_{\max} 420 nm,^{11a} 23800 cm⁻¹; red shift of 19700 cm⁻¹)¹¹ couples. These results indicate that PMeBTz also forms an effective π -conjugation system similar to those of PTh and P3MeTh by taking an *s-trans* structure; a CPK molecular model analysis reveals the presence of only minor steric repulsions to formation of the coplanar structure.

PMeBTz and PBuBTz are soluble only in acidic media such as CF₃CO₂H and CCl₂HCO₂H, and they exhibit UV–VIS absorption bands at 425 and 418 nm, respectively, in CF₃CO₂H. PHepBTz is soluble not only in the acidic media but also in CHCl₃, and gives absorption peaks at 420 and 405 nm in CF₃CO₂H and CHCl₃, respectively.

PMeBTz, PBuBTz and PHepBTz all give strong fluorescence in CF₃CO₂H with their λ_{\max} values (562, 570 and 572 nm for PMeBTz, PBuBTz and PHepBTz, respectively) at the onset positions of the absorption bands of the polymers; PHepBTz exhibits fluorescence at λ_{\max} = 561 nm in CHCl₃.

Fig. 1 shows the cyclic voltammogram (CV) of PMeBTz. Reduction (n-doping) of PMeBTz starts at ca. -1.5 V vs. Ag/Ag⁺ with a peak cathode potential E_{pc} of -2.2 V vs. Ag/Ag⁺. Changing the scanning direction causes n-undoping with an anodic peak potential E_{pa} of -1.9 V vs. Ag/Ag⁺. The n-doping and -undoping are accompanied by colour changes as shown in Scheme 2, and the CV cycle shown in Fig. 1 can be repeated five times with no observable change in the CV curve.

The redox potential, E^0 , obtained as an average of E_{pc} and E_{pa} [$E^0 = \frac{1}{2}(E_{\text{pc}} + E_{\text{pa}}) = -2.05$ V vs. Ag/Ag⁺] appears at more positive value than those observed with PTh [E^0 (PTh) = -2.14 V vs. Ag/Ag⁺] and P3MeTh [E^0 (P3MeTh) = -2.30 V vs. Ag/Ag⁺]

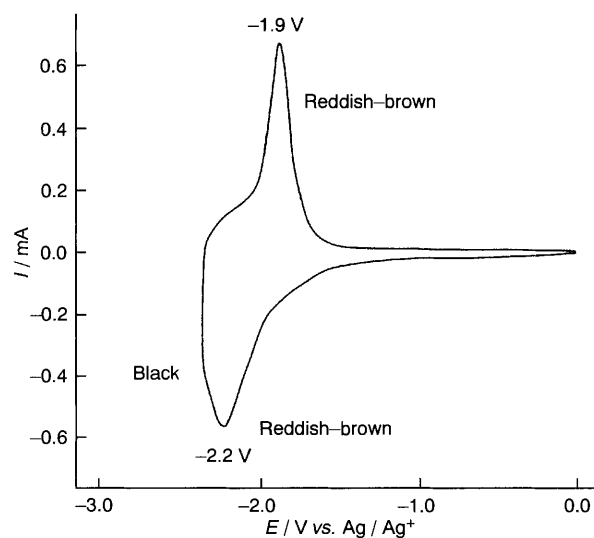
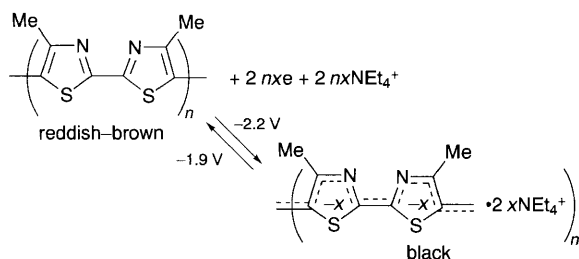


Fig. 1 CV of PMeBTz in an 0.1 mol dm⁻³ MeCN solution of [NEt₄][BF₄] (at 100 mV s⁻¹)



Scheme 2

Ag⁺].[§] Comparison of the E^0 data of PMeBTz and P3MeTh indicates that the introduction of the imine nitrogen to the thiophene ring also enhances the electron-withdrawing ability of the five-membered ring polymer, similarly to the case of the six-membered ring polymers, and leads to a shift of the E^0 value by ca. 0.25 V. The degree of the shift of the E^0 value is comparable to that (0.3–0.38 V) observed upon the introduction of the imine nitrogen to PPP and poly(naphthalenediyl) type polymers.^{7,12} Owing to the enhancement of their electron-withdrawing ability, PRBTz's are not susceptible to p-doping (oxidation) up to 0.6 V vs. Ag/Ag⁺, in contrast to facile p-doping of PTh at about 0.5 V vs. Ag/Ag⁺. Scanning beyond 0.6 V vs. Ag/Ag⁺ seems to cause degradation of PMeBTz, owing to high reactivity of the thiazole ring.⁹ PBUtTz and PHepBTz are also n-doped with the E^0 value of -2.0 V vs. Ag/Ag⁺ and they are also inert against the p-doping.

The present observations will contribute to design of n-type π -conjugated poly(arylene)s, which seem to be essential for the design of electronic devices such as light emitting diodes.^{1c,7f} The stronger electron-withdrawing properties of thiazole as compared to thiophene have been discussed on the basis of quantum chemical calculation.^{9b}

PMeBTz itself is an insulator with an electrical conductivity (σ) of 1.23×10^{-10} S cm⁻¹, whereas chemically n-doped PMeBTz with Na (sodium naphthalide) shows semiconductivity with a σ value of 2.5×10^{-4} S cm⁻¹ as measured using compressed powder sample.

Received, 16th May 1995; Com. 5/03130C

Footnotes

† The polymers were characterized by microanalysis, spectroscopic (IR and NMR) data and molecular mass (M_w) determined by a light scattering (LS) or GPC method. Data from microanalysis of PMeBTz, PBUtTz and PHepBTz agree with the formulae $(C_8H_6N_2S_2 \cdot 0.3H_2O)_n$, $(C_{14}H_{18}N_2S_2 \cdot 0.3H_2O)_n$, and $(C_{20}H_{30}N_2S_2)_n$, respectively. M_w : 3.2×10^3 (PMeBTz, LS), 2.1×10^4 (PBUtTz, LS), and 1.1×10^4 (PHepBTz, GPC), respectively. ¹H NMR: PMeBTz (in CF₃CO₂D): δ 2.75 (br, 3H, CH₃);

PBUtTz (in CF₃CO₂D): δ 0.98 (t, 3H, CH₃), 1.61 (m, 4H, CH₂), 3.01 (br, 2H, CH₂); PHepBTz (in CDCl₃): δ 0.84 (br, 3H, CH₃), 1.47 (m, 10H, CH₂), 2.73 (br, 2H, CH₂).

‡ The films were prepared by forming CF₃CO₂H solutions of the polymers, evaporation of CF₃CO₂H under vacuum, treatment of the film with dil. NH₃(aq), and drying under vacuum. The IR spectra of the polymers thus obtained were identical to those of the starting PRBTz's.

§ Measured with a film of chemically prepared P3MeTh¹¹ (CHCl₃ soluble part) prepared by casting on a Pt plate from CHCl₃ solution.

References

- (a) *Handbook of Conducting Polymers*, ed. T. A. Skotheim, Marcel Dekker, New York, 1986 vol. I and II; (b) W. R. Salaneck, D. T. Clark and E. J. Samuelsen, *Science and Applications of Conducting Polymers*, Adam Hilger, Bristol, 1991; (c) J. H. Burroughes, D. D. C. Bradley, A. R. Brown, R. N. Marks, K. Mackay, R. H. Friend, P. L. Burn and A. B. Holmes, *Nature*, 1990, **347**, 539.
- (a) T. Yamamoto, K. Sanechika and A. Yamamoto, *J. Polym. Sci., Polym. Lett. Ed.*, 1980, **18**, 9; (b) K. Sanechika, T. Yamamoto and A. Yamamoto, *Polym. Prepr. Jpn.*, 1979, **28**, 966; (c) T. Yamamoto, K. Sanechika and A. Yamamoto, *Bull. Chem. Soc. Jpn.*, 1983, **56**, 1497; (d) G. Tourillon and F. Garnier, *J. Electroanal. Chem.*, 1982, **135**, 173.
- K. K. Kanazawa, F. A. Diaz, R. H. Geiss, W. D. Gill, J. F. Kwak, J. A. Logan, J. F. Robalt and G. B. Street, *J. Chem. Soc., Chem. Commun.*, 1979, 854.
- For example: Y. Kudo, S. Tsuchiya, T. Kojima, M. Furuyama and S. Yoshimura, *Synth. Met.*, 1991, **41/43**, 1133; M. Wakabayashi, Y. Miyazaki, T. Kanbara, K. Osakada, T. Yamamoto and A. Ishibashi, *Synth. Met.*, 1993, **55/57**, 3632.
- G. R. Newkome and W. W. Paudler, *Contemporary Heterocyclic Chemistry*, Wiley, New York, 1982.
- G. Zotti and G. Schiavon, *J. Electroanal. Chem.*, 1984, **163**, 385.
- (a) T. Yamamoto, T. Maruyama, T. Ikeda and M. Sisido, *J. Chem. Soc., Chem. Commun.*, 1990, 1306; (b) T. Kanbara and T. Yamamoto, *Macromolecules*, 1993, **26**, 3464; (c) T. Yamamoto, T. Maruyama, Z.-H. Zhou, T. Ito, T. Fukuda, Y. Yoneda, F. Begum, T. Ikeda, S. Sasaki, H. Takezoe, A. Fukuda and K. Kubota, *J. Am. Chem. Soc.*, 1994, **116**, 4832; (d) N. Saito, T. Kanbara, Y. Nakamura, T. Yamamoto and K. Kubota, *Macromolecules*, 1994, **27**, 756; (e) N. Saito, T. Kanbara, T. Kushida, K. Kubota and T. Yamamoto, *Chem. Lett.*, 1993, 1775; (f) T. Yamamoto, M. Inoue and T. Kanbara, *Jpn. J. Appl. Phys.*, 1994, **33**, L250.
- N. D. Kimpe, W. D. Cock and N. Schamp, *Synthesis*, 1987, 188; P. Karrer, P. Leiser and W. Graf, *Helv. Chim. Acta*, 1944, **27**, 624; G. Audisio, M. Catellani and S. Destri, *J. Heterocyclic Chem.*, 1990, **27**, 463. Elemental analysis and ¹H NMR data of the monomers agreed with the structures.
- (a) A. R. Katrizky and J. M. Lagowski, *Comprehensive Heterocyclic Chemistry: the structure, reactions, synthesis and uses of heterocyclic compounds*, ed. K. T. Potts, Pergamon, Oxford, 1984, vol. 5, p. 1; (b) H. Hartmann and R. Radeglia, *J. Prakt. Chem.*, 1975, **317**, 657.
- T. Yamamoto, K. Sanechika and A. Yamamoto, *Bull. Chem. Soc. Jpn.*, 1983, **56**, 1503.
- (a) T. Yamamoto and K. Sanechika, *Chem. Ind. (London)*, 1982, 301; (b) Y. Miyazaki and T. Yamamoto, *Synth. Met.*, 1994, **64**, 69.
- G. Schiavon, G. Zotti and G. Bontenpelli, *J. Electroanal. Chem.*, 1984, **161**, 323.